



<b>(l)(a)</b>	<b>Statement Showing Shareholding Pattern</b>		
	<b>Name of the Company :</b>	<b>IDBI BANK LIMITED</b>	
	<b>Scrip Code :</b>	<b>BSE - 500116</b>	<b>NSE - IDBI/EQ</b>
	<b>Class of Security</b>	<b>Equity shares with similar voting rights</b>	
	<b>Quarter Ended :</b>	<b>30-09-2015</b>	

Partly paid up shares	No. of Partly paid-up shares	As a % of total no. of partly paid-up shares	As a % of total no. of shares of the company
Held by Promoter/ Promoter group	NIL	NIL	NIL
Held by Public	NIL	NIL	NIL
<b>TOTAL</b>	<b>NIL</b>	<b>NIL</b>	<b>NIL</b>
Outstanding Convertible securities	No. of Outstanding Securities	As a % of total no. of outstanding convertible securities	As a % of total no. of shares of the company, assuming full conversion of the convertible securities
Held by Promoter/ Promoter group	NIL	NIL	NIL
Held by Public	NIL	NIL	NIL
<b>TOTAL</b>	<b>NIL</b>	<b>NIL</b>	<b>NIL</b>
Warrants	No. of Warrants	As a % of total no. of warrants	As a % of total no. of shares of the company, assuming full conversion of the warrants.
Held by Promoter/ Promoter group	NIL	NIL	NIL
Held by Public	NIL	NIL	NIL
<b>TOTAL</b>	<b>NIL</b>	<b>NIL</b>	<b>NIL</b>
Total Paid up shares of the company, assuming full conversion of warrants and convertible securities	<b>1603958700</b>		



Category code	Category of Shareholder	Number of Shareholders	Total number of shares	Number of shares held in dematerialized form	Total shareholding as a percentage of total number of shares		Shares Pledged or otherwise encumbered	
					As a percentage of (A+B)	As a percentage of (A+B+C)	Number of shares	As a percentage
(I)	(II)	(III)	(IV)	(V)	(VI)	(VII)	(VIII)	(IX)=(VIII) / (IV)*100
<b>(A)</b>	<b>Promoter and Promoter Group</b>							
<b>1</b>	<b>Indian</b>							
(a)	Individuals/ Hindu Undivided Family	0	0	0	0.00	0.00	0.00	0.00
(b)	Central Government/ State Government(s)	1	1227018622	1227018622	76.50	76.50	0.00	0.00
(c)	Bodies Corporate	0	0	0	0.00	0.00	0.00	0.00
(d)	Financial Institutions/ Banks	0	0	0	0.00	0.00	0.00	0.00
(e)	Any Other (Specify)	0	0	0	0.00	0.00	0.00	0.00
	<b>Sub Total(A)(1)</b>	<b>1</b>	<b>1227018622</b>	<b>1227018622</b>	<b>76.50</b>	<b>76.50</b>	<b>0.00</b>	<b>0.00</b>
<b>2</b>	<b>Foreign</b>							
(a)	Individuals (Non-Residents Individuals/ Foreign Individuals)	0	0	0	0.00	0.00	0.00	0.00
(b)	Bodies Corporate	0	0	0	0.00	0.00	0.00	0.00
(c)	Institutions	0	0	0	0.00	0.00	0.00	0.00
(d)	Qualified Foreign Investor	0	0	0	0.00	0.00	0.00	0.00
(e)	Any Other(Specify)	0	0	0	0.00	0.00	0.00	0.00
	<b>Sub Total(A)(2)</b>	<b>0</b>	<b>0</b>	<b>0</b>	<b>0.00</b>	<b>0.00</b>	<b>0.00</b>	<b>0.00</b>
	<b>Total Shareholding of Promoter and Promoter Group (A)= (A)(1)+(A)(2)</b>	<b>1</b>	<b>1227018622</b>	<b>1227018622</b>	<b>76.50</b>	<b>76.50</b>	<b>0.00</b>	<b>0.00</b>
<b>(B)</b>	<b>Public shareholding</b>						NA	NA
<b>1</b>	<b>Institutions</b>						NA	NA
(a)	Mutual Funds/ UTI	13	1675839	1675739	0.10 ✓	0.10	0.00	0
(b)	Financial Institutions / Banks	53	18468522	18460736	1.15 ✓	1.15	0.00	0.00
(c)	Central Government/ State Government(s)	0	0	0	0.00	0.00	0.00	0.00
(d)	Venture Capital Funds	0	0	0	0.00	0.00	0.00	0.00
	Insurance Companies	30	154653233	154653233	9.64 ✓	9.64	0.00	0.00
	Foreign Institutional Investors	93	47717903	47715883	2.98	2.98	0.00	0.00



(g)	Foreign Venture Capital Investors	0	0	0	0.00	0.00	0.00	0.00
(h)	Qualified Foreign Investor	0	0	0				
(i)	Any Other (specify)	0	0	0	0.00	0.00	0.00	0.00
(i-l)	State Finance Corp	1	35680	0	0.00	0.00	0.00	0.00
	<b>Sub-Total (B)(1)</b>	<b>190</b>	<b>222551177</b>	<b>222505591</b>	<b>13.88</b>	<b>13.88</b>	<b>0.00</b>	<b>0.00</b>
<b>2</b>	<b>Non-institutions</b>						NA	NA
(a)	Bodies Corporate	2555	18368795	18067876	1.15	1.15	0.00	0.00
(b)	Individuals							
	i. Individual shareholders holding nominal share capital up to Rs 1 lakh	395334	101169680	86455619	6.31	6.31	0.00	0.00
	ii. Individual shareholders holding nominal share capital in excess of Rs. 1 lakh.	520	23025164	22915684	1.44	1.44	0.00	0.00
(c)	Qualified Foreign Investor	0	0	0	0.00	0.00	0.00	0.00
(d)	Any Other (specify)	0	0	0	0.00	0.00	0.00	0.00
(d-i)	NSDL ( Transit )	704	5925298	5925298	0.37	0.37	0.00	0.00
(d-ii)	Trusts	63	585539	548739	0.04	0.04	0.00	0.00
(d-iv)	Societies	8	28960	0	0.00	0.00	0.00	0.00
(d-v)	NRIs	6924	5285465	3611472	0.33	0.33	0.00	0.00
	<b>Sub-Total (B)(2)</b>	<b>406108</b>	<b>154388901</b>	<b>137524688</b>	<b>9.63</b>	<b>9.63</b>	<b>0.00</b>	<b>0.00</b>
	<b>Total Public Shareholding (B) = (B)(1)+(B)(2)</b>	<b>406298</b>	<b>376940078</b>	<b>360030279</b>	<b>23.50</b>	<b>23.50</b>	NA	NA
	<b>TOTAL (A)+(B)</b>	<b>406299</b>	<b>1603958700</b>	<b>1587048901</b>	<b>100</b>	<b>100</b>	<b>0.00</b>	<b>0.00</b>
(C)	Shares held by Custodians and against which Depository Receipts have been issued	0	0	0	0.00	0.00	NA	NA
(1)	Promoter and Promoter Group							
(2)	Public	0	0	0	0.00	0.00	0.00	
	<b>GRAND TOTAL (A)+(B)+(C)</b>	<b>406299</b>	<b>1603958700</b>	<b>1587048901</b>	<b>100</b>	<b>100</b>	<b>0.00</b>	<b>0.00</b>



(I)(b) Statement showing holding of securities (including shares, warrants, convertible securities) of persons belonging to the category "Promoter and Promoter Group"


Sr. No.	Name of the shareholder	Details of Shares Held		Encumbered shares			Details of Warrants		Details of Convertible securities		Total shares (including underlying shares assuming full conversion of warrants and convertible securities) as a % of diluted share capital
		Number of shares held	As a % of grand total (A) + (B) + (C)	Number	As a percentage	As a % of grand total (A)+(B)+(C) of sub-clause (I)(a)	Number of warrants held	As a % total number of warrants of the same class	Number of convertible securities held	As a % total number of convertible securities of the same class	
(I)	(II)	(III)	(IV)	(V)	(VI) = (V) / (III)*100	(VII)	(VIII)	(IX)	(X)	(XI)	(XII)
1	GOVERNMENT OF INDIA	1227018622	76.50	0	0.00	0.00	0	0	0	0	76.50
	<b>TOTAL</b>	<b>1227018622</b>	<b>76.50</b>	<b>0</b>	<b>0.00</b>	<b>0.00</b>	<b>0</b>	<b>0</b>	<b>0</b>	<b>0</b>	<b>76.50</b>

(I) (c) (i) Statement showing holding of securities ( including shares, warrants, convertible securities) of persons belonging to the category "Public" and holding more than 1% of the total number of shares

Sr. No	Name of the shareholder	Number of shares held	Shares as a percentage of total number of shares (i.e. Grand Total (A)+(B)+(C) indicated in statement at para (I)(a) above)	Details of Warrants		Details of Convertible securities		Total shares (including underlying shares assuming full conversion of warrants and convertible securities) as a % of diluted share capital
				Number of warrants held	As a % total number of warrants of the same class	Number of convertible securities held	% w.r.t total number of convertible securities of the same class	
1	LIFE INSURANCE CORPORATION OF INDIA	94731366	5.91	0	0	0	0	5.91
2	LIC OF INDIA - MARKET PLUS GROWTH FUND	17555855	1.09	0	0	0	0	1.09
	<b>TOTAL</b>	<b>112287221</b>	<b>7.00</b>	<b>0</b>	<b>0</b>	<b>0</b>	<b>0</b>	<b>7.00</b>

(I) (c) (ii) Statement showing holding of securities ( including shares, warrants, convertible securities) of persons ( together with PAC) belonging to the category "Public" and holding more than 5% of the total number of shares of the company

Sr. No	Name(s) of the shareholder(s) and the Persons Acting in Concert (PAC) with them	Number of shares held	Shares as a percentage of total number of shares (i.e., Grand Total (A)+(B)+(C) indicated in statement at para (I)(a) above)	Details of Warrants		Details of Convertible securities		Total shares (including underlying shares assuming full conversion of warrants and convertible securities) as a % of diluted share capital
				Number of warrants held	As a % total number of warrants of the same class	Number of convertible securities held	% w.r.t total number of convertible securities of the same class	
1	Life Insurance Corporation of India and its Various Schemes	137729364	8.59	0	0	0	0	8.59
	<b>TOTAL</b>	<b>137729364</b>	<b>8.59</b>	<b>0</b>	<b>0</b>	<b>0</b>	<b>0</b>	<b>8.59</b>



(I)(d) Statement showing details of locked in shares

Sr. No.	Name of the shareholder	Category	Number of locked-in Shares	Locked-in shares as a percentage of total number of shares (i.e., Grand total (A)+(B)+(C) indicated in statement at para (I)(a) (above)
1	GOVERNMENT OF INDIA	Promoter & promoter group shareholdings	1227018622	76.50
	<b>Total</b>		1227018622	76.50

II (a) Statement showing details of Depository Receipts (DRs)

Sr. No.	Type of outstanding DR (ADRs, GDRs, SDRs, etc.)	Number of outstanding DRs	Number of shares underlying outstanding DRs	Shares underlying outstanding DRs as a percentage of total number of shares (i.e., Grand Total (A) + (B) + (C) indicated in Statement at para (I)(a) above)
1	NOT APPLICABLE			
	<b>TOTAL</b>		0	0.00

II(b) Statement showing holding of Depository Receipts(DRs), where underlying shares held by 'Promoter / Promoter Group' are in excess of 1% of the total no. of shares

Sr. No.	Name of the DR Holder	Type of outstanding DR (ADRs, GDRs, SDRs, etc.)	Number of shares underlying outstanding DRs	Shares underlying outstanding DRs as a percentage of total number of shares (i.e., Grand Total (A) + (B) + (C) indicated in Statement at para (I)(a) above)
1	NOT APPLICABLE			
	<b>TOTAL</b>		0	0.00

III(a) Statement showing the voting pattern of shareholders, if more than one class of shares/securities is issued by the issuer

(Give description of voting rights for each class of security)

Category Code	Category of Shareholder	Number of Voting Rights held in each class of securities			Total Voting Rights (III +IV+V)	Total Voting Rights i.e. (VI)	
		Class X	Class Y	Class Z		As a percentage of (A+B)	As a percentage of (A+B+C)
(I)	(II)	(III)	(IV)	(V)	(VI)	(VII)	(VIII)
	NOT APPLICABLE						

